



BOSCH

Flow 8000 D HIU Specifier guide

The direct route to efficient decarbonisation



Flow 8000 D HIU

Your direct heat network solution

Meet the Flow 8000 D, our latest direct HIU which provides a perfect on-demand solution for heat networks where optimisation for low temperatures is required. From new installations to renovation projects, this direct HIU brings the blend of flexibility and energy efficiency.

Designed to meet the needs of the latest generation of heat networks, it delivers low carbon heating with low temperature capabilities – whilst future-proofing your portfolio.

Able to adapt to a diverse range of property types, sizes, and hot water needs – the Flow 8000 D is a perfect partner to our indirect HIUs, offering a complete solution to meet all of your requirements.



Future-proof your project

Decarbonise with ease



Why specify the Flow 8000 D HIU?



Low temp. Integration
Maximum performance, minimum temperature loss.



Central water pressure
Top up pressure in plant rooms, reducing maintenance, call outs, and interventions.



Smaller radiators
Preserve space in smaller properties and keep replacement costs down.



Central water treatment
Maintained in plant rooms, reducing disruption to individual homes.



Zero approach temp.
For more efficient low temperature heating systems.



Central network pump
Costs for individual homes lowered, as system flow is maintained from plant rooms.

Built to future-proof your projects, the Flow 8000 D HIU is energy efficient and compatible with low temperature heat networks. It comes with a fast acting, accurate electronic control valve and a keep warm function to provide instant hot water.

Eliminating the approach temperature loss associated with a plate heat exchanger for space heating, this HIU seamlessly integrates with heat pumps, can utilise waste heat, and works alongside other heat sources for a truly future-proofed solution.

This new build and retrofit friendly solution offers flexibility, reliability, and peace of mind.

Why choose Bosch?



Reliable heating
Enjoy peace of mind with Bosch quality. Manufactured in the UK.



Tried and tested
We've been providing heat network heating solutions for over 10 years across Europe.



The products you need
The Flow 8000 D is part of a comprehensive range of Bosch products for heat network projects.

Installation flexibility



The Flow 8000 D is a compact and efficient direct HIU, designed to seamlessly integrate into heating systems.

Anna
HIU Product Engineer



Reliable heat metering

The Sharkey 775 heat meter option uses standard M-Bus communication systems for connection to a wired or wireless Mbus as standard.

Rapid comfort

Our optimised keep warm function maintains rapid domestic hot water availability, guaranteeing continuous comfort for your valued customers, whilst maintaining network efficiency with return temperature control.



First fix manifold

Make pipework connections before wall-mounting the HIU, to help site security and enable system flushing. The manifold is available with both compression and threaded connections.



Endless control options

Integrates easily with any 230V third party heating control system, making it perfect for retrofit projects. Or, go one step further, and use the Bosch Sense II controller to give more sophisticated control options and error message readout.

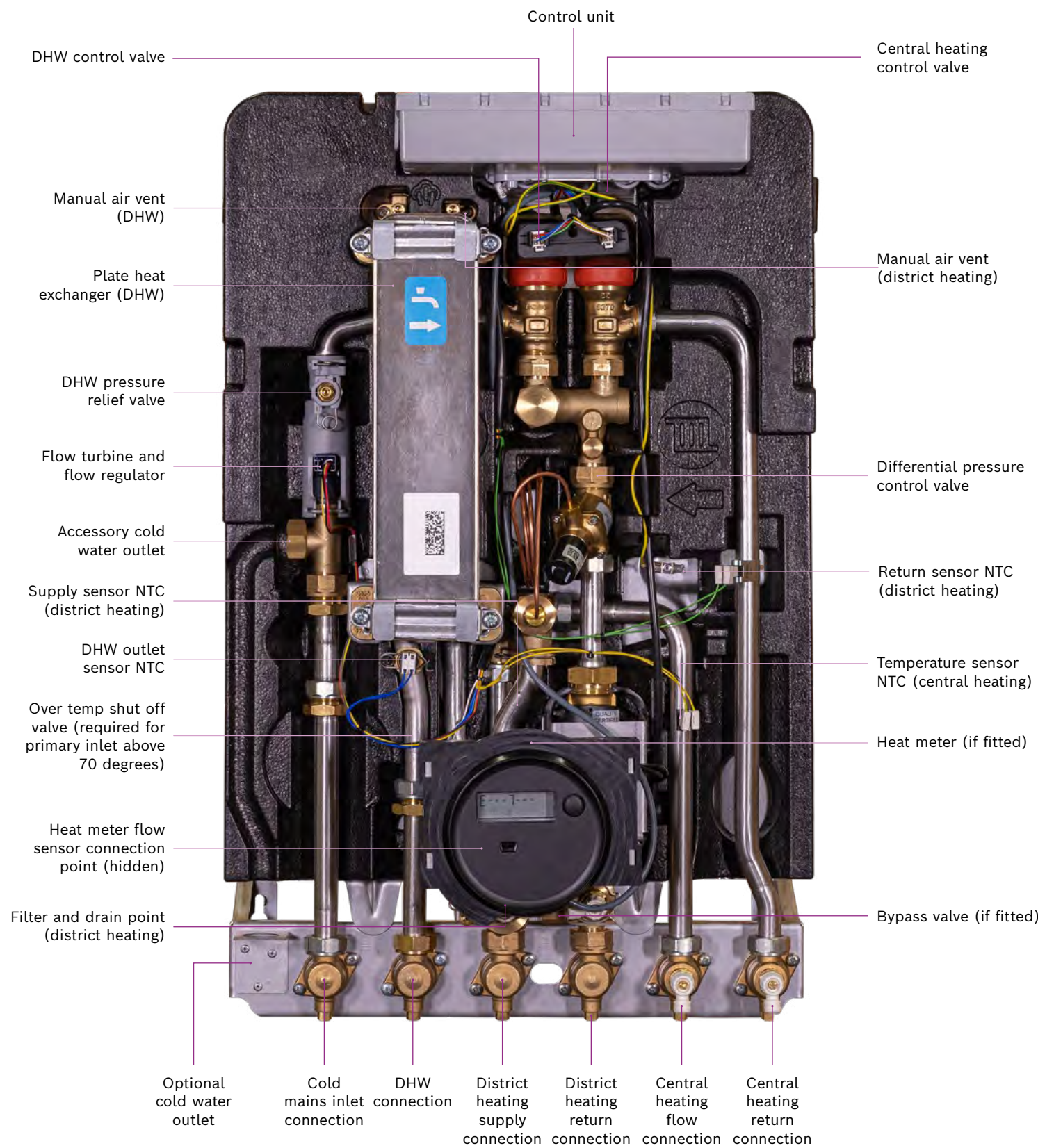


Prepayment function

Use the internal pre-payment connection to disable the DHW and heating operation from an external metering or billing platform. This means no additional solenoid valves, just the HIU's internal two port control valves.

Flow 8000 D HIU

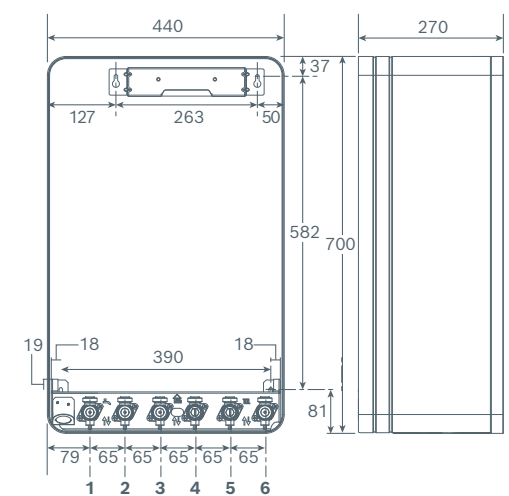
The inside story



Flow 8000 D HIU

Dimensions and clearances

Dimensions and hydraulic connections

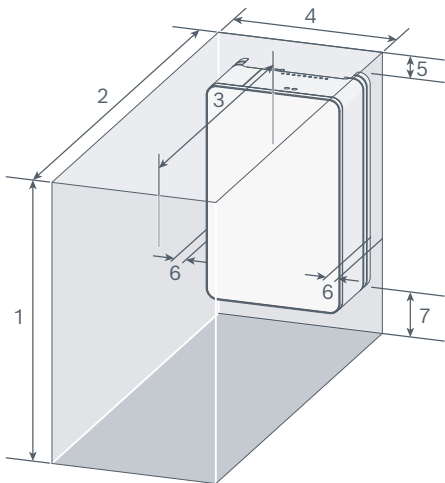


Key	Description	Connection (mm)
1	Cold mains inlet	22
2	Domestic Hot Water outlet	22
3	District heating supply	22
4	District heating return	22
5	Central heating flow	22
6	Central heating return	22

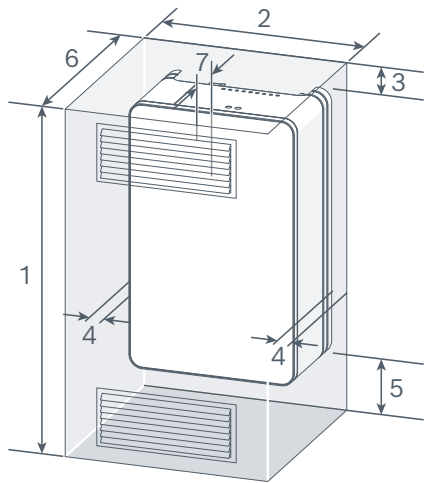
Weight (Excluding packaging)	20-24kg (model dependent)
Weight (Including Packaging)	22-26kg (model dependent)

Minimum installation and maintenance clearances

Key	Description	Dimensions (mm)
1	Overall clearance height	930
2	Overall clearance depth	870
3	In front of appliance	600
4	Overall clearance width	450
5	Above the appliance	30
6	Either side of appliance	5
7	Below the appliance	200



Minimum compartment clearances



Key	Description	Dimensions (mm)
1	Compartment height	930
2	Compartment width	450
3	Above the appliance	30
4	Either side of appliance	5
5	Below the appliance	200
6	Compartment depth	290
7	Appliance to removable door	20

Product data







HIU model	Nominal output kW	Part Number
Flow 8000 40 D	52	7 735 600 733
Flow 8000 40 DH	52	7 735 600 734
Flow 8000 50 D	73	7 735 600 735
Flow 8000 50 DH	73	7 735 600 736
Flow 8000 60 D	73	7 735 600 737
Flow 8000 60 DH	73	7 735 600 738


Flow temperatures

	Flow 40, 50, 60 D
Maximum flow temperature of primary circuit	90°C
Maximum flow temperature of heating circuit	90°C
Maximum DHW temperature	60°C
Maximum operating pressure	10 bar
Maximum primary differential pressure	4 bar

Accessories

Product	Part Number
 HIU Pre Fix Pack (Flat Face)	7 735 600 758
 HIU Pre Fix Pack (Compression)	7 735 600 759
 Vertical Plumb Kit Hiu (Compression)	7 733 600 127
 HIU Keyless Filling Link (Compression Fix Pack Only)	7 716 192 610
 Bypass Valve (Summer Bypass)	7 733 600 132
 Flushing Valve (Compression)	7 733 600 133
 Flushing Valve (Flat Face)	7 733 601 142
 Accessory HIU Anti-Theft Fixings	7 733 600 281

Product	Part Number
 Greenstar System Filter Mini 22mm	7 733 600 266
 Greenstar System Filter 22mm	7 733 600 236
 Greenstar Sense II	7 738 111 064
 Greenstar Sense I	7 738 110 054
 Flow 8000 D Water Hammer Arrestor	7 735 600 804
 Flow 8000 D Cold water outlet	7 735 600 806

 Over temp shut off valve	7 735 600 808
--	---------------

Technical data

Primary Flow Temp (°C)	DHW Flow Rate (l/min)	Primary Flow Rate (l/min)	Primary Return Temp (°C)	Primary Pressure Drop (kPa)	Output (kW)
Flow 8000 60 – DHW Temp 50					
55	9	10.5	20.4	24	25.2
55	12	14.6	21.8	47	33.6
60	9	8.3	16.3	15	25.2
60	12	11.4	17.4	28	33.6
60	15	14.5	18.4	46	42.0
60	18	17.8	19.3	70	50.4
70	9	6.4	12.9	9	25.2
70	12	8.6	13.7	16	33.6
70	15	10.9	14.3	26	42.0
70	18	13.2	15.0	38	50.4
70	21	15.6	15.6	53	58.8
80	9	5.3	11.6	6	25.2
80	12	7.1	12.1	11	33.6
80	15	9.0	12.5	18	42.0
80	18	10.9	13.0	26	50.4
80	21	12.8	13.4	36	58.8
Flow 8000 50 – DHW Temp 50					
55	9	13.0	27.0	30	25.2
55	12	18.9	29.4	64	33.6
60	9	9.5	21.5	16	25.2
60	12	13.5	24.0	33	33.6
60	15	17.8	25.9	57	42.0
70	9	6.8	16.2	8	25.2
70	12	9.4	18.2	16	33.6
70	15	12.2	20.1	27	42.0
70	18	15.1	21.5	41	50.4
70	21	18.1	22.6	58	58.8
80	9	5.6	13.7	6	25.2
80	12	7.6	15.2	10	33.6
80	15	9.7	16.7	17	42.0
80	18	11.9	18.1	25	50.4
80	21	14.1	19.1	35	58.8
Flow 8000 40 – DHW Temp 50					
55	9	15.8	32.0	49	25.2
60	9	10.9	26.5	23	25.2
60	12	15.7	29.1	48	33.6
60	14	19.1	30.4	71	39.2
70	9	7.4	20.7	11	25.2
70	12	10.4	22.9	21	33.6
70	15	13.5	24.7	35	42.0
80	9	5.9	17.2	7	25.2
80	12	8.1	19.4	13	33.6
80	15	10.4	20.9	21	42.0

Dedicated support and expertise

Project team

Our project team are on-hand at every stage, from feasibility to completion:

- ▶ Initial and detailed designs in accordance with CIBSE CP1 (2020)
- ▶ Detailed evaluation of heat source options, feasibility and selection
- ▶ Design meetings and site visits
- ▶ Support with installation and commissioning
- ▶ After-sales and nationwide service engineers



Contact us to book your free, no obligation project consultation and site visit.

Website: bosch-industrial.co.uk/directHIU

Phone: **03330 608 456**

Email: commercial.industrial@uk.bosch.com

BESA accredited Indirect HIUs

Our BESA accredited HIUs provide reliable, supply-on-demand hot water and heating and are compatible with many heating technologies, helping reduce carbon emissions.



Complete heat network solutions

Plant room heating

From the property to the plant room, we provide the complete heating solutions for your next heat network project.



Commercial boilers

Our commercial boilers are quick and easy to install with controls for reliable monitoring.

Wall-hung or floor-standing, our boilers come in a wide range of outputs from 50kW to 1MW and can be cascaded up to 8MW.



Commercial heat pumps

Available in outputs ranging from 16kW to 59kW (A-7/W35), our CS3000 commercial heat pump can be cascaded up to 16 units to achieve an output of up to 994kW (A-7/W35).

With the ability to be used for heating, domestic hot water and cooling, it is a versatile heat pump that can be used as standalone or as part of a hybrid system.



Industrial boilers

We provide a range of large peak load boilers to suit the needs of your heat network, including:

- Electric boilers, up to 10MW
- Gas and light fuel oil boilers up to 38MW

Get in touch

Sales

Tel: 0330 123 9669

Email: commercial.industrial@uk.bosch.com

Technical Helpline (Pre & Post Sales)

Tel: 0330 123 3366

Email: technical-advice@uk.bosch.com

Spare Parts

Tel: 0330 123 9779






Email: spares.mailbox@uk.bosch.com

Controls Helpline

Tel: 0330 123 3641

Share

We would love to see your installations!

-  Worcester Bosch Professional
-  @WorcesterBoschProfessional
-  @WorcesterBosch
-  Worcester Bosch
-  Worcester Bosch Group

Training

Install with confidence

Learn everything you need to know about our Heat Interface Units (HIU). We specifically tailor all our product training courses to meet your needs. This hands on course is ideal for those who want to specify and/or install HIU as part of a heat network/district heating system.

Supporting you

Our courses are here to support your installation from beginning to end. The Heat Interface Unit (HIU) training course covers:

- ▶ The fundamentals of a heat network
- ▶ Connections to the district heating, cold water, hot water and the space heating
- ▶ Operation, servicing and maintenance
- ▶ Fault finding including potential network issues
- ▶ We also provide CIBSE approved CPDs, helping you keep up to date with industry knowledge and trends.



Training

Tel: 0330 123 0166

Email: training@uk.bosch.com

Worcester Bosch

Cotswold Way
Warndon
Worcester
WR4 9SW

worcester-bosch.co.uk

Calls to and from Bosch Thermotechnology Ltd may be recorded for training and quality assurance purposes. Worcester Bosch is a brand name of Bosch Thermotechnology Ltd. This brochure is accurate at the date of printing, but may be superseded and should be disregarded if specification and/or appearances are changed in the interest of continued improvement. The statutory rights of the consumer are not affected.

